

ATLANTIC BEACH POLICE  
DEPARTMENT

Lieutenant E. Peck



# CITY OF ATLANTIC BEACH POLICE DEPARTMENT ANNUAL RESPONSE TO RESISTANCE REPORT FOR 2024

Compilation and analysis of statistical data relevant to Officers' response to resistance offered by subjects being taken into custody and/or found to be in the commission of crimes.

Signature of Preparer: \_\_\_\_\_

Date: \_\_\_\_\_

Reviewed By: \_\_\_\_\_

Date: \_\_\_\_\_

Reviewed By: \_\_\_\_\_

Date: \_\_\_\_\_

Accepted By: \_\_\_\_\_

Date: \_\_\_\_\_

## TABLE OF CONTENTS

P3. PURPOSE AND MISSION STATEMENT
P3. CORE VALUES
P4. LAW ENFORCEMENT CODE OF ETHICS
P5. DEFINITIONS
P6. POLICY
P7. RESPONSE TO RESISTANCE STANDARD
P8. POPULATION STATISTICS, TOTALS
P8. RESPONSE TO RESISTANCE STATISTICS
P9. ANNUAL COMPARISON
P10. USE OF FORCE AND DE-ESCALATION TRAINING
P10. EXECUTIVE SUMMARY AND ANALYSIS
Appendix: Pro Standards Tracker Report

### PURPOSE OF THIS REPORT

This is the annual report on incidents handled by the Atlantic Beach Police Department, which required Officers to use physical control in response to persons resisting the lawful actions of a police officer. The purpose of this report is to provide relevant statistics and meaningful analysis of any lethal or non-lethal force used by Atlantic Beach Officers, provide an overview of the investigative process and enhance transparency between the Department and the citizens we serve.

### MISSION STATEMENT

The Atlantic Beach Police Department's Mission is to protect life and property, provide exceptional police service, and work in partnership with our community to improve the quality of life in the City of Atlantic Beach.

### CORE VALUES

The three Core Values of the Atlantic Beach Police Department are intended to guide us and provide a foundation for all that we do. Making sure that our values become part of our day-to-day work life is our mandate, and they help to ensure that our personal and professional behavior can be a model for all to follow.

**Courage:** Mental and moral strength to act in the face of danger, fear, or difficulty while doing the right thing.

**Integrity:** Commitment to the Law Enforcement Code of Ethics and acceptance of individual responsibility and accountability for all of our actions and decisions. Being honest, trustworthy, fair and transparent.

**Excellence:** Meeting challenges and adversity with perseverance to attain individual and organizational goals. Maintaining a high degree of pride, professionalism, and respect for ourselves, our department, our citizens, and our community.

#### THE LAW ENFORCEMENT CODE OF ETHICS

As a Law Enforcement Officer, my fundamental duty is to serve mankind; to safeguard lives and property; to protect the innocent against deception, the weak against oppression or intimidation, and the peaceful against violence or disorder; and to respect the Constitutional rights of all men to liberty, equality and justice.

I will keep my private life unsullied as an example to all; maintain courageous calm in the face of danger, scorn, or ridicule; develop self-restraint; and be constantly mindful of the welfare of others. Honest in thought and deed in both my personal and official life, I will be exemplary in obeying the laws of the land and the regulations of my department. Whatever I see or hear of a confidential nature or that is confided to me in my official capacity will be kept ever secret unless revelation is necessary in the performance of my duty.

I will never act officiously or permit personal feelings, prejudices, animosities, or friendships to influence my decisions. With no compromise for crime and with relentless prosecution of criminals, I will enforce the law courteously and appropriately without fear or favor, malice or ill will, never employing unnecessary force or violence and never accepting gratuities.

I recognize the badge of my office as a symbol of public faith, and I accept it as a public trust to be held so long as I am true to the ethics of the police service. I will constantly strive to achieve these objectives and ideals, dedicating myself before God to my chosen profession...law enforcement.

## DEFINITIONS

**Active Resistance:** Attempts by a subject to prevent an Officer from lawfully taking the subject into custody or detaining the subject. Examples of active resistance include, but are not limited to: assuming a “fighting stance” or resistive body posture, fleeing, tensing, or pulling away from an Officer’s grasp, actively fighting an Officer, or otherwise actively physically opposing an Officer’s attempts to secure or take the subject into custody.

**Deadly Force:** Force or response to resistance which is likely to, or is intended to, cause death or great bodily harm.

**Conducted Energy Weapon (CEW):** A CEW is a device that uses electrical signals to temporarily override the motor and sensory nervous systems and directly control skeletal muscles.

**Flash Sound Diversionary Device:** A flash/sound diversionary device produces a loud bang with a brilliant light that intended to cause confusion and distraction to provide a tactical team with a few seconds of advantage.

**Great Bodily Harm:** A bodily injury that creates a substantial risk of death; causes serious permanent disfigurement, or results in the long term loss or impairment of any bodily member or bodily organ. Great bodily harm is distinguished from slight, trivial, minor-moderate harm, such as mere bruises or abrasions that would be likely to result from a simple battery.

**Handheld Chemical Munitions:** Handheld Chemical Munitions are devices that are designed to be deployed by and disperse chemical irritant agents such as Oleoresin Capsicum (OC) and Ortho-Chlorobenzalmalononitrile (CS).

**Hobble Restraint:** A restraint designed to bind the hands of a resistant subject to his or her feet, thereby limiting the subject’s mobility and ability to actively resist.

**Non-Lethal Force:** Force or response to resistance that is not intended to or is not likely to cause death or great bodily harm.

**Intermediate (Non-Lethal) Weapons:** Weapons designed to incapacitate or subdue a resisting subject, but which are not intended or anticipated to cause great bodily harm or death (i.e., OC Spray, Conducted Energy Weapon, baton, etc.)

**Oleoresin Capsicum Chemical Agent (OC):** A manufactured chemical agent extracted from chili peppers, deployed in the form of a liquid, powder or gas.

**Passive Resistance:** Non-compliance with lawful commands from a Law Enforcement Officer without attempts to physically resist the Officer.

**Reasonable Belief:** the conclusion a reasonably prudent Law Enforcement Officer in the same circumstances, with the same information, could be expected to reach.

**Specialty Impact Weapons:** means a projectile that is designed to stun, temporarily incapacitate, or cause temporary discomfort to a person without penetrating a person's body (F.S. 776.06 (2)(a)).

**Totality of Circumstances:** a term which refers to all the facts and circumstances known to an Officer at the moment the Officer makes a decision or takes action.

## POLICY

The Atlantic Beach Police Department Order 200, effective August 23, 2012 (reviewed annually, last revised November 14<sup>th</sup> 2023) details the Department's Response to Resistance Policy. In all instances, the Officer must act within the law and consistently with the Law Enforcement Code of Ethics. In all situations, particularly those involving a response to resistance, Officers are required to act reasonably, based on all the facts and circumstances known to the Officer at the time, in their response to resistance in order to enforce laws of the city and state. The Department provides training in response to resistance, defensive tactics and verbal de-escalation tactics to assist officers in this endeavor. Officers shall at all times comply with the training provided by the Department and shall use only those techniques taught in Department-approved training or otherwise approved by the Department. Officers shall not utilize response to resistance techniques that have not been approved by the Department except as a last resort when all other options have failed or cannot reasonably be employed by the Officer. As further explained in this policy, an Officer may use deadly force only when he or she has a reasonable belief, based on all the facts and circumstances known to the Officer at the time that the Officer or another person will likely suffer great bodily harm or death if immediate action is not taken. Pursuant to F.S. 776.05, deadly force may also be used by an Officer against



a fleeing felon if the use of deadly force is necessary to prevent the arrest from being defeated by such flight and, when feasible, some warning had been given, and: (a) The officer reasonably believes that the fleeing felon poses an imminent threat of death or serious physical harm to the officer or others; and (b) The officer reasonably believes that the fleeing felon has committed a crime involving the infliction or threatened infliction of serious physical harm to another person.

Although Departmental training provides guidelines and tactics for Officers, the Department expressly recognizes that these guidelines and tactics cannot dictate the course of any given encounter- rather, the facts and circumstances of each individual encounter dictates the tactics that would be reasonable for an Officer to employ. The Department recognizes the need for an Officer to use sound discretion in selecting the appropriate tactic when responding to resistance in the performance of his or her duty. The standard by which any Officer's response to resistance is measured shall be whether it was a reasonable response considering the totality of the circumstances known to the Officer at the time. NOTE: This directive is intended to apply ONLY to actions by Atlantic Beach Police Department Officers and should not be construed to create a basis for a third party action or a higher standard of care than that required by the law. Violations of this policy will result in administrative censure or discipline.

#### RESPONSE TO RESISTANCE STANDARD

**Objectively Reasonable:** The legal standard used to determine the lawfulness and appropriateness of a use of force is the Fourth Amendment to the United States Constitution. See *Graham versus Connor*, 490 U.S. 386 (1989). Graham states in part, the reasonableness of a particular use of force must be judged from the perspective of a reasonable Officer on the scene, rather than with the 20/20 vision of hindsight. The calculus of reasonableness must embody allowance for the fact that Police Officers are often forced to make split-second judgments in circumstances that are tense, uncertain and rapidly evolving - about the amount of force that is necessary in a particular situation. The test of reasonableness is not capable of precise definition or mechanical application. The force must be reasonable under the

circumstances known to the Officer at the time the force was used. Therefore, the Department examines all uses of force from an objective standard, rather than a subjective standard.

#### 2024 RESPONSE TO RESISTANCE STATISTICS TOTALS

Total Incidents	24,937
Total Arrests	351
Total Arrests Requiring Response to Resistance	13
Percentage of Arrests Requiring Response to Resistance	3.70%

#### Atlantic Beach Population Statistics (July 1, 2023 Census Data\*)

Total Population	13,182
Males	6,117(46.4%)
Females	7,065(53.6%)
Estimated Median Household Income	\$103,288

#### Atlantic Beach Population by Race (July 1, 2023 Census Data\*)

White	9,899 (75.1%)
Black	1239 (9.4%)
Hispanic	1160 (8.8%)
Asian	487 (3.7%)
Two or More Races	1186 (9%)
American Indian	13 (0.1%)

\*<https://www.census.gov/quickfacts/atlanticbeachcityflorida>



City of Atlantic Beach Police Department Annual Response to  
Resistance Report for 2024

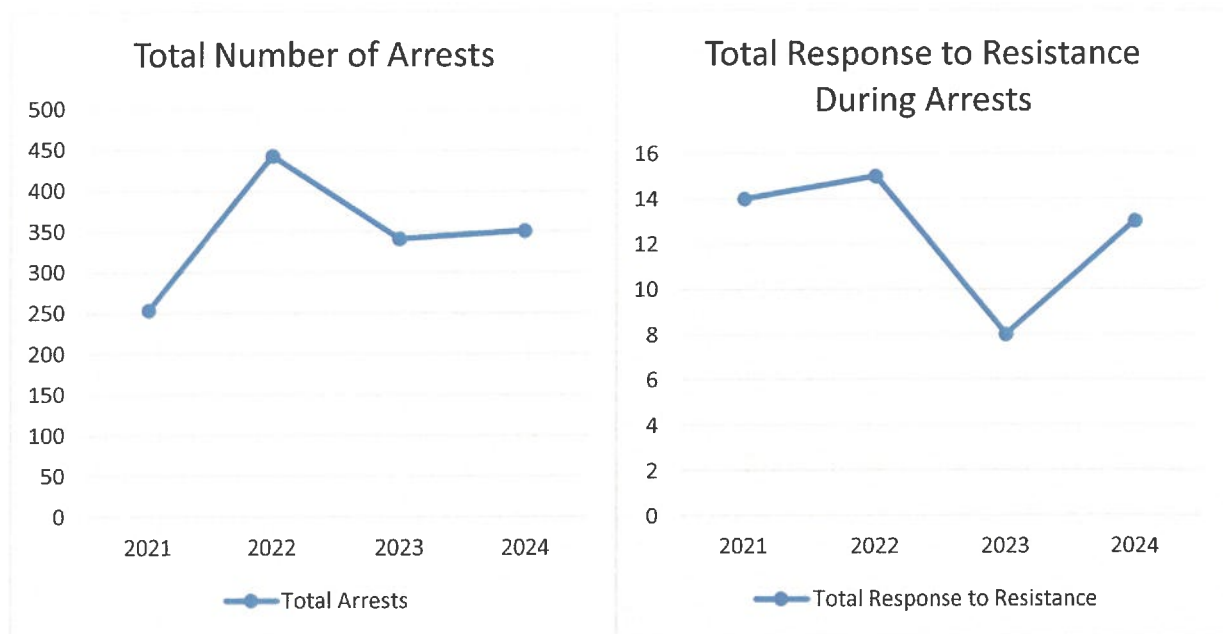
2024 Demographics of person's involved in RTR Incidents

Male	11 (85%)
Female	2 (15%)

White	8 (62%)
Black	4 (31%)
Hispanic	1 (8%)

ANNUAL COMPARISON

Year	2024	2023	2022	2021
Total Incidents	24,937	23,399	21,043	25,046
Total Arrests	351	341	443	254
Total Arrest Requiring Response to Resistance	13	8	15	14
Total Percent of Arrest Requiring Response to Resistance	3.70%	2.34%	3.39%	5.51%



### Use of Force and De-escalation Training

During 2024 the agency conducted training on the following topics in compliance with department policy and state accreditation standards:

De-escalation – 8 hours

Defensive Tactics Training – 8 hours

Less Lethal Weapons Recertification – 8 hours

Firearms Qualification – 8 hours

Firearms Training – 20 hours

### Executive Summary and Analysis

The Atlantic Beach Police Department continues to hold its relationship with the community as one of its highest priorities. As stated in our Mission Statement, we strive to work in partnership with our community to improve the quality of life in the city. We maintain the open lines of communication with the public through face to face contact and social media.

While maintaining our core values, our goal is to have an honest understanding of the needs of the community and to provide the level of service necessary to serve those needs.

The department is invested in conducting regular training on many topics including techniques in verbal de-escalation, racial equity, and diversity in addition to the physical skills needed for handling situations involving a resisting suspect. This training is reviewed regularly to ensure it complies with current best practices and the members Department training is updated as necessary. In addition, as a gauge of performance the department reviews its activities and compiles annual reports in several areas in addition to Response to Resistance.

None of the incidents requiring a response to resistance report met the threshold for reporting to the State Use of Force reporting database.

The community within the jurisdiction of the Atlantic Beach Police Department consists of more than 13,000 residents living within its boundaries. During 2024, the Department was budgeted for thirty three (33) full time and two (2) part time police officers. The Department handled 24,937 calls for service during 2024. This number was up by a little over 1,500 calls from last year. Officers made 351 arrests this year and were required to use force in only 13 of those arrests. This represents 3.70% of arrests. Officers made a total of 10 more arrests in 2024 than in 2023. The percentage of arrests where force was used increased 1.36% for 2024.

This year the total number of Response to Resistance incidents was thirteen (13), which is slightly higher than last year. Of the thirteen (13) incidents requiring Officers to complete Response to Resistance reports, all were reviewed internally by their immediate supervisor and chain of command. All were found to be in compliance with policy and State and Federal law. All of the use of force incidents required only low-level force options to control the resistance presented by the subject. There were no deadly force incidents. In addition to adhering to policy and legal standards, the data demonstrates that Officers are acting within the scope of their training and policy.

The Atlantic Beach Police Department continues to stay up-to-date on the latest legal findings and trends in law enforcement related to response to resistance including, training documentation, case review and new technologies. As always, the Department will continue to review all incidents where our officers respond to resistance offered by suspects and debrief those cases with Officers to provide continual feedback and training as needed.



## Use Of Force Summary Report

Report Date: 1/21/2025

### Atlantic Beach Police Department

#### Applied Filters

Time Frame selected option : Last Year

13 CASES / 27 TOTAL INCIDENTS RESULTS FOUND (LAST YEAR )

#### INCIDENT INFO - 13 CASES / 27 TOTAL INCIDENTS

INCIDENT TYPE (28 Total Entries) <sup>1</sup>	#	%
13 - SUSPICIOUS PERSON/VEHICLE	5	18%
12 - RECKLESS DRIVER	1	4%
2 63 - DISPUTE INVOLVING ALCOHOL	1	4%
2288 - DOMESTIC DISPUTE WITH VIOLENCE	5	18%
67 - TRESSPASSING / SQUATTING / ILLEGAL CAMPING	7	25%
0 55 - HOLDING ONE AT GUNPOINT	1	4%
TRAFFIC STOP	5	18%
1 4 - AUTO CRASH WITH IMPARED/DRUNK DRIVER	1	4%
4 - AUTO CRASH	1	4%
21R - BURGLARY RESIDENCE	1	4%
0 13 - ARMED SUSPICIOUS PERSON	0	0%
0 2 - ARMED DRUNK	0	0%
0 20 - ARMED PROWLER	0	0%
0 21B - ARMED BURGLARY BUSINESS	0	0%
0 21BJ - ARMED BURGLARY BUSINESS JUST OCCURRED	0	0%
0 21BP - ARMED BURGLARY BUSINESS IN PROGRESS	0	0%
0 21C - ARMED BURGLARY CONVEYANCE	0	0%
0 21CJ - ARMED BURGLARY CONVEYANCE JUST OCCURRED	0	0%
0 21CP - ARMED BURGLARY CONVEYANCE IN PROGRESS	0	0%
0 21R - ARMED BURGLARY RESIDENCE	0	0%
0 21RJ - ARMED BURGLARY RESIDENCE JUST OCCURRED	0	0%
0 21RP - ARMED BURGLARY RESIDENCE IN PROGRESS	0	0%
0 22 - ARMED DOMESTIC DISTURBANCE	0	0%
0 23B - ARMED ROBBERY BUSINESS	0	0%

0 23BJ - ARMED ROBBERY BUSINESS JUST OCCURRED	0	0%
0 23BP - ARMED ROBBERY BUSINESS IN PROGRESS	0	0%
0 23C - ARMED ROBBERY CARJACKING	0	0%
0 23CJ - ARMED ROBBERY CARJACKING JUST OCCURRED	0	0%
0 23CP - ARMED ROBBERY CARJACKING IN PROGRESS	0	0%
0 23H - ARMED ROBBERY HOME INVASION	0	0%
0 23HJ - ARMED ROBBERY HOME INVASION JUST OCCURRED	0	0%
0 23HP - ARMED ROBBERY HOME INVASION IN PROGRESS	0	0%
0 23I - ARMED ROBBERY INDIVIDUAL	0	0%
0 23IJ - ARMED ROBBERY INDIVIDUAL JUST OCCURRED	0	0%
0 23IP - ARMED ROBBERY INDIVIDUAL IN PROGRESS	0	0%
0 27 - ARMED INSANE PERSON	0	0%
0 30 - ARMED KIDNAPPING	0	0%
0 30J - ARMED ABDUCTION JUST OCCURRED	0	0%
0 30P - ARMED ABDUCTION IN PROGRESS	0	0%
0 56 - ARMED JUVENILE	0	0%
0 6 - ARMED ESCAPEE	0	0%
0 60 - SUICIDE THREAT WITH WEAPON	0	0%
0 61 - FIGHT WITH WEAPONS	0	0%
0 63 - ARMED DISPUTE	0	0%
0 65 - ARMED SEXUAL BATTERY	0	0%
0 65 P - ARMED SEXUAL BATTERY IN PROGRESS	0	0%
0 65J - ARMED SEXUAL BATTERY JUST OCCURRED	0	0%
0 73 - ARMED DRUG ACTIVITY	0	0%
0 78 - ARMED FALSE PERSONATION	0	0%
0 88 - ARMED ASSAULT	0	0%
0 88J - ARMED ASSAULT JUST OCCURRED	0	0%
0 88P - ARMED ASSAULT IN PROGRESS	0	0%
0 99 - ARMED WANTED PERSON	0	0%
1 - IMPAIRED/DRUNK DRIVER	0	0%
1 3 - HIT AND RUN CRASH WITH IMPARED/DRUNK DRIVER	0	0%
10 - AUTO THEFT	0	0%
10J - AUTO THEFT JUST OCCURRED	0	0%
10P - AUTO THEFT IN PROGRESS	0	0%
10R - AUTO THEFT RECOVERY	0	0%
10T - AUTO THEFT TELE-SERVE	0	0%



11 - ABANDONED VEHICLE	0	0%
11W - ABANDONED VEHICLE - WEATHER RELATED	0	0%
14 - VANDALISM	0	0%
14B - VANDALISM BUSINESS	0	0%
14BJ - VANDALISM BUSINESS JUST OCCURRED	0	0%
14BP - VANDALISM BUSINESS IN PROGRESS	0	0%
14BT - VANDALISM BUSINESS TELESERVE	0	0%
14C - VANDALISM CONVEYANCE	0	0%
14CJ - VANDALISM CONVEYANCE JUST OCCURRED	0	0%
14CP - VANDALISM CONVEYANCE IN PROGRESS	0	0%
14CT - VANDALISM CONVEYANCE TELESERVE	0	0%
14R - VANDALISM RESIDENCE	0	0%
14RJ - VANDALISM RESIDENCE JUST OCCURRED	0	0%
14RP - VANDALISM RESIDENCE IN PROGRESS	0	0%
14RT - VANDALISM RESIDENCE TELESERVE	0	0%
14T - VANDALISM (TELESERVE)	0	0%
15 - SPECIAL ASSIGNMENT	0	0%
15D - SPECIAL ASSIGNMENT DEPLOYMENT	0	0%
16 - ROAD OBSTRUCTION / VEHICLE IN TRAFFIC	0	0%
16T - TREE DOWN	0	0%
16W - STREET OBSTRUCTION / VEHICLE IN TRAFFIC - WEATHER	0	0%
17 - PERSON DOWN/SICK/ASPHYXIATION	0	0%
18 - PERSON SHOT	0	0%
18 23B - PERSON SHOT / ROBBERY BUSINESS	0	0%
18 23C - PERSON SHOT / ROBBERY CONVEYANCE	0	0%
18 23H - PERSON SHOT / ROBBERY HOME INVASION	0	0%
18 23I - PERSON SHOT / ROBBERY INDIVIDUAL	0	0%
18AS - ACTIVE SHOOTER	0	0%
19 - ANIMAL INVESTIGATION	0	0%
19 53 - ANIMAL BITE WITH INJURY	0	0%
19W - ANIMAL INVESTIGATION - WEATHER RELATED	0	0%
2 - DRUNK PERSON	0	0%
2 22 - DOMESTIC DISTURBANCE INVOLVING ALCOHOL	0	0%
20 - PROWLER/PEEPING TOM	0	0%
20W - PROWLER/PEEPING TOM - WEATHER RELATED	0	0%
21B - BURGLARY BUSINESS	0	0%

21BJ - BURGLARY BUSINESS JUST OCCURRED	0	0%
21BP - BURGLARY BUSINESS IN PROGRESS	0	0%
21BT - BURGLARY BUSINESS TELESERVE	0	0%
21BW - BURGLARY BUSINESS - WEATHER RELATED	0	0%
21C - BURGLARY CONVEYANCE	0	0%
21CJ - BURGLARY CONVEYANCE JUST OCCURRED	0	0%
21CJW - BURGLARY CONVEYANCE JUST OCCURRED - WEATHER RELATED	0	0%
21CP - BURGLARY CONVEYANCE IN PROGRESS	0	0%
21CPW - BURGLARY CONVEYANCE IN PROGRESS - WEATHER RELATED	0	0%
21CT - BURGLARY CONVEYANCE TELE-SERVE	0	0%
21CTW - BURGLARY CONVEYANCE - WEATHER RELATED TELE-SERV	0	0%
21CW - BURGLARY CONVEYANCE - WEATHER RELATED	0	0%
21RJ - BURGLARY RESIDENCE JUST OCCURRED	0	0%
21RP - BURGLARY RESIDENCE IN PROGRESS	0	0%
21RW - BURGLARY RESIDENCE - WEATHER RELATED	0	0%
22 - DOMESTIC DISTURBANCE	0	0%
22W - DOMESTIC DISTURBANCE - WEATHER RELATED	0	0%
23B - ROBBERY BUSINESS	0	0%
23B53 - ROBBERY BUSINESS WITH INJURY	0	0%
23B88 - ROBBERY BUSINESS WITH ASSAULT	0	0%
23BJ - ROBBERY BUSINESS JUST OCCURRED	0	0%
23BP - ROBBERY BUSINESS IN PROGRESS	0	0%
23C - ROBBERY CARJACKING	0	0%
23C53 - ROBBERY CARJACKING WITH INJURY	0	0%
23C88 - ROBBERY CARJACKING WITH ASSAULT	0	0%
23CJ - ROBBERY CARJACKING JUST OCCURRED	0	0%
23CP - ROBBERY CARJACKING IN PROGRESS	0	0%
23H - ROBBERY HOME INVASION	0	0%
23H53 - ROBBERY HOME INVASION WITH INJURY	0	0%
23H88 - ROBBERY HOME INVASION WITH ASSAULT	0	0%
23HJ - ROBBERY HOME INVASION JUST OCCURRED	0	0%
23HP - ROBBERY HOME INVASION IN PROGRESS	0	0%
23I - ROBBERY INDIVIDUAL	0	0%
23I53 - ROBBERY INDIVIDUAL WITH INJURY	0	0%
23I88 - ROBBERY INDIVIDUAL WITH ASSAULT	0	0%

23IJ - ROBBERY INDIVIDUAL JUST OCCURRED	0	0%
23IP - ROBBERY INDIVIDUAL IN PROGRESS	0	0%
23IT - ROBBERY INDIVIDUAL TELE-SERVE	0	0%
24 - INVESTIGATE	0	0%
24C - INVESTIGATE CIVIL	0	0%
24F - INVESTIGATE - FLOODING	0	0%
24HAZ - INVESTIGATE (HAZARDOUS MATERIAL/SUBSTANCE)	0	0%
24T - INVESTIGATE (WALK IN) (TELESERVE)	0	0%
24W - INVESTIGATE (EXPLAIN) WEATHER RELATED	0	0%
24WT - TELESERVE WALK IN REPORT	0	0%
24WTW - TELESERVE WALK IN REPORT - WEATHER RELATED	0	0%
25 - FIRE/EXPLOSION	0	0%
2539 - WATER/VESSEL ACCIDENT WITH FIRE	0	0%
2539W - WATER/VESSEL ACCIDENT WITH FIRE - WEATHER RELATED	0	0%
2553 - FIRE/EXPLOSION WITH INJURY	0	0%
2553W - FIRE/EXPLOSION WITH INJURY - WEATHER RELATED	0	0%
25HM - FIRE/EXPLOSION - HAZ MAT	0	0%
25HMW - FIRE/EXPLOSION - HAZ MAT - WEATHER RELATED	0	0%
25W - FIRE/EXPLOSION - WEATHER RELATED	0	0%
26C - CARDIAC EMERGENCY	0	0%
26D - DROWNING	0	0%
26EB - EXTREME BEHAVIOR	0	0%
27 - INSANE PERSON	0	0%
28 - DELIVER MESSAGE	0	0%
29 - WIRE DOWN	0	0%
29W - WIRE DOWN - WEATHER RELATED	0	0%
3 - HIT AND RUN CRASH	0	0%
3 25 - HIT AND RUN CRASH WITH FIRE	0	0%
3 25W - HIT AND RUN CRASH WITH FIRE - WEATHER RELATED	0	0%
3 29 - HIT AND RUN WITH WIRE DOWN	0	0%
3 29W - HIT AND RUN WITH WIRE DOWN - WEATHER RELATED	0	0%
3 45 - HIT AND RUN CRASH WITH GAS LEAK	0	0%
3 45W - HIT AND RUN CRASH WITH GAS LEAK - WEATHER RELATED	0	0%

3 53 - HIT AND RUN CRASH WITH INJURIES	0	0%
3 53W - HIT AND RUN CRASH WITH INJURIES - WEATHER RELATED	0	0%
3 7 - HIT AND RUN CRASH WITH FATALITY	0	0%
30 - KIDNAPPING	0	0%
30J - KIDNAPPING JUST OCCURRED	0	0%
30P - KIDNAPPING IN PROGRESS	0	0%
31 - PROPERTY CHECK	0	0%
3177 - WELLBEING CHECK	0	0%
31B - BEACHFRONT CHECK	0	0%
31W - PROPERTY CHECK - WEATHER RELATED	0	0%
32 - BURGLAR ALARM - AUDIBLE	0	0%
32S - BURGLAR ALARM - SILENT	0	0%
32SW - BURGLAR ALARM - SILENT - WEATHER RELATED	0	0%
32W - BURGLAR ALARM - AUDIBLE - WEATHER RELATED	0	0%
32X - HOLD UP/PANIC ALARM	0	0%
32XW -HOLD UP/PANIC ALARM - WEATHER RELATED	0	0%
33 - DISCHARGING OF FIREARMS	0	0%
3388 - DISCHARGING FIREARM AT PERSON	0	0%
34 - OFFICER CALLING FOR HELP	0	0%
34F - FIRE RESCUE CALLING FOR HELP	0	0%
34W - OFFICER CALLING FOR HELP - WEATHER RELATED	0	0%
35 - OFFICER NEEDS ASSISTANCE	0	0%
35W - OFFICER NEEDS ASSISTANCE - WEATHER RELATED	0	0%
36 - MEET AN OFFICER	0	0%
36W - MEET AN OFFICER - WEATHER RELATED	0	0%
37 - UNVERIFIED 911 CALL	0	0%
38 - TRAFFIC ASSIGNMENT	0	0%
38W - TRAFFIC ASSIGNMENT - WEATHER RELATED	0	0%
39 - WATER/VESSEL ACCIDENT	0	0%
3953 - WATER/VESSEL ACCIDENT WITH INJURIES	0	0%
39W - WATER/VESSEL ACCIDENT WEATHER RELATED	0	0%
3T - HIT AND RUN CRASH - TELESERVE	0	0%
3TW - HIT AND RUN CRASH - TELESERVE - WEATHER RELATED	0	0%
3W - HIT AND RUN CRASH -WEATHER RELATED	0	0%
4 25 - AUTO CRASH INVOLVING FIRE	0	0%

4 25W - AUTO CRASH INVOLVING FIRE - WEATHER RELATED	0	0%
4 29 - CRASH WITH WIRE DOWN	0	0%
4 29W - CRASH WITH WIRE DOWN - WEATHER RELATED	0	0%
4 45 - CRASH WITH GAS LEAK	0	0%
4 45W - CRASH WITH GAS LEAK - WEATHER RELATED	0	0%
4 53 - TRAFFIC CRASH WITH INJURIES	0	0%
4 53W - TRAFFIC CRASH WITH INJURY - WEATHER RELATED	0	0%
4 63 - CRASH INVOLVING DISPUTE	0	0%
4 7 - AUTO CRASH WITH FATALITY	0	0%
4 7W - AUTO CRASH WITH FATALITY - WEATHER RELATED	0	0%
40 - CIVIL DISORDER/RIOT	0	0%
40W - CIVIL DISORDER/RIOT - WEATHER RELATED	0	0%
41 - ARSON	0	0%
41P - ARSON IN PROGRESS	0	0%
44 - ABUSE/NEGLECT (CHILD AND ELDERLY)	0	0%
4453 - ABUSE/NEGLECT INVOLVING INJURIES (CHILD AND ELDERLY)	0	0%
44T - NEGLECT/ABUSE (TELESERV) (CHILD AND ELDERLY)	0	0%
45 - GAS LEAK	0	0%
45W - GAS LEAK - WEATHER RELATED	0	0%
46 - AIRCRAFT ACCIDENT	0	0%
4653 - AIRCRAFT ACCIDENT WITH INJURY	0	0%
46W - AIRCRAFT ACCIDENT - WEATHER RELATED	0	0%
48 - INDUSTRIAL ACCIDENT	0	0%
4853 - INDUSTRIAL ACCIDENT WITH INJURY	0	0%
4853W - INDUSTRIAL ACCIDENT WITH INJURY - WEATHER RELATED	0	0%
48W - INDUSTRIAL ACCIDENT - WEATHER RELATED	0	0%
49 - REPORT TO HOSPITAL	0	0%
4W - AUTO CRASH - WEATHER RELATED	0	0%
5 - HOMICIDE	0	0%
50 - FOUND/ABANDONED PROPERTY	0	0%
50T - FOUND PROPERTY (TELESERVE)	0	0%
51 - FOLLOW-UP INVESTIGATION	0	0%
51T - FOLLOW-UP INVESTIGATION (TELESERVE)	0	0%
52 - BLIGHT ABATEMENT	0	0%
52B - ILLEGAL BURNING	0	0%

52D - ILLEGAL DUMPING / LITTERING	0	0%
52P - ILLEGAL DUMPING / BURNING IN PROGRESS	0	0%
52T - ILLEGAL DUMPING / BURNING (TELESERVE)	0	0%
52Z - CODE ENFORCEMENT ISSUE - NUISANCE/SAFETY PROPERTY	0	0%
53 - PERSON INJURED	0	0%
5361 - FIGHT INVOLVING INJURY	0	0%
5365 - SEXUAL ASSAULT INVOLVING INJURIES	0	0%
5388 - ASSAULT INVOLVING INJURIES	0	0%
53W - PERSON INJURED - WEATHER RELATED	0	0%
54 - ILLEGALLY PARKED CAR	0	0%
55 - HOLDING ONE	0	0%
5582 - HOLDING ONE FOR SHOPLIFTING	0	0%
56 - JUVENILE COMPLAINT	0	0%
57 - PERSON CALLING FOR HELP	0	0%
57W - PERSON CALLING FOR HELP - WEATHER RELATED	0	0%
58 - BOMB INVESTIGATION/THREAT	0	0%
59 - HOSTAGE SITUATION / BARRICADED SUBJECT	0	0%
6 - ESCAPEE	0	0%
60 - SUICIDE OR ATTEMPT	0	0%
60T - OUT OF CITY SUICIDE THREAT (TELESERV)	0	0%
61 - FIGHT	0	0%
61W - FIGHT - WEATHER RELATED	0	0%
62 - PERSON CUT	0	0%
63 - DISPUTE	0	0%
6388 - DISPUTE WITH ASSAULT	0	0%
63W - DISPUTE - WEATHER RELATED	0	0%
64 - NOISE COMPLAINT	0	0%
65 - SEXUAL BATTERY	0	0%
65J - SEXUAL BATTERY JUST OCCURRED	0	0%
65P - SEXUAL BATTERY IN PROGRESS	0	0%
66 - LEWD ACT UPON A CHILD	0	0%
68 - ILLEGAL PANHANDLING / ROADWAY SOLICITATION	0	0%
6T - ESCAPEE (TELESERVE)	0	0%
7 - DEAD PERSON	0	0%
7 25 - FIRE WITH FATALITY	0	0%
7 25W - FIRE WITH FATALITY - WEATHE RELATED	0	0%



7 26 - CARDIAC/DROWNING WITH FATALITY	0	0%
7 26W - CARDIAC/DROWNING WITH FATALITY - WEATHER RELATED	0	0%
7 39 - BOAT ACCIDENT WITH FATALITY	0	0%
7 39W - BOAT ACCIDENT WITH FATALITY -WEATHER RELATED	0	0%
7 44 - CHILD / ADULT ABUSE/NEGLECT WITH FATALITY	0	0%
7 44W - CHILD/ADULT ABUSE/NEGLECT W FATALITY - WEATHER REL	0	0%
7 46 - AIRCRAFT ACCIDENT WITH FATALITY	0	0%
7 46W - AIRCRAFT ACCIDENT WITH FATALITY - WEATHER RELATED	0	0%
7 48 - INDUSTRIAL CONSTRUCTION ACCIDENT WITH FATALITY	0	0%
7 48W - INDUSTRIAL ACCIDENT WITH FATALITY - WEATHER REL	0	0%
7 60 - SUICIDE RESULTING IN DEATH	0	0%
70 - COUNTERFEIT	0	0%
70J - COUNTERFEIT JUST OCCURRED	0	0%
70P - COUNTERFEIT IN PROGRESS	0	0%
73 - DRUG INVESTIGATION	0	0%
75 - LEWD/LASCIVIOUS/INDECENT EXPOSURE	0	0%
75P - LEWD / LASCIVIOUS / INDECENT EXPOSURE IN PROGRESS	0	0%
76 - ASSIST OTHER AGENCY	0	0%
76 - ASSIST OTHER AGENCY - WEATHER RELATED	0	0%
77 - WELLBEING CHECK	0	0%
78 - FALSE PERSONATION	0	0%
78T - FALSE PERSONATION (TELESERVE)	0	0%
79 - OBSCENE OR THREATNING PHONE CALL/LETTER	0	0%
79T - OBSCENE OR THREATNING PHONE CALLS/LETTER (TELESERVE)	0	0%
7W - DEAD PERSON -WEATHER RELATED	0	0%
8 - MISSING PERSON	0	0%
8 27 - MISSING MENTALLY ILL PERSON	0	0%
8 60 - MISSING SUICIDAL PERSON	0	0%
80 - PROSTITUTION	0	0%
81 - STALKING	0	0%
81P - STALKING IN PROGRESS	0	0%
81T - STALKING - TELESERVE	0	0%
82 - SHOPLIFTER	0	0%

83 - VICE ACTIVITY OTHER THAN PROSTITUTION	0	0%
84 - STRIKE/UNION ACTIVITY	0	0%
85 - OFFICER INVOLVED INCIDENT	0	0%
86 - LOST PROPERTY	0	0%
86T - LOST PROPERTY (TELESERVE)	0	0%
87 - DAMAGED PROPERTY	0	0%
87T - DAMAGED PROPERTY (TELESERVE)	0	0%
87W - DAMAGED PROPERTY -WEATHER RELATED	0	0%
88 - ASSAULT	0	0%
88J - ASSAULT JUST OCCURRED	0	0%
88P - ASSAULT IN PROGRESS	0	0%
88T - ASSAULT - TELESERVE	0	0%
88W - ASSAULT - WEATHER RELATED	0	0%
8FP - MISSING PERSON FOUL PLAY	0	0%
8T - MISSING PERSON TELESERVE	0	0%
8W - MISSING PERSON -WEATHER RELATED	0	0%
9 - THEFT	0	0%
90 - FIREWORKS	0	0%
91 - TRAFFIC SIGNAL MALFUNCTION	0	0%
91W - TRAFFIC SIGNAL OUT DUE TO WEATHER	0	0%
94 - INFORMATION	0	0%
94T - INFORMATION (TELESERVE)	0	0%
95 - FRAUD/FORGED CHECK, ID, PRESCRIPTION	0	0%
95ID - FRAUD /IDENTITY THEFT	0	0%
95IDJ - FRAUD / IDENTITY THEFT JUST OCCURRED	0	0%
95IDP - FRAUD / IDENTITY THEFT IN PROGRESS	0	0%
95IDT - FRAUD / IDENTITY THEFT TELESERVE	0	0%
95J - FRAUD/FORGED CHECK, ID, PRESCRIPTION JUST OCCURRED	0	0%
95P - FRAUD/FORGED CHECK, ID, PRESCRIPTION IN PROGRESS	0	0%
95T - FRAUD/FORGED CHECK, ID, PRESCRIPTION TELESERVE	0	0%
96 - ASSIST MOTORIST	0	0%
96W - ASSIST MOTORIST - WEATHER RELATED	0	0%
98 - THROWING MISSILES	0	0%
98J - THROWING MISSILES JUST OCCURRED	0	0%
98P - THROWING MISSILES IN PROGRESS	0	0%





99 - WARRANT/CAPIAS		0	0%
9J - THEFT JUST OCCURRED		0	0%
9P - THEFT IN PROGRESS		0	0%
9T - THEFT (TELESERVE)		0	0%
9W - THEFT - WEATHER RELATED		0	0%
<b>DAY OF WEEK (27 Total Entries) ⓘ</b>		<b>#</b>	<b>%</b>
Tuesday	<div></div>	10	37%
Thursday	<div></div>	4	15%
Sunday	<div></div>	4	15%
Saturday	<div></div>	5	19%
Wednesday	<div></div>	4	15%
Monday		0	0%
Friday		0	0%
<b>REASON FOR DEFENSIVE ACTION (32 Total Entries) ⓘ</b>		<b>#</b>	<b>%</b>
To make an arrest	<div></div>	24	75%
To defend self	<div></div>	3	9%
To prevent escape	<div></div>	5	16%
To defend a civilian		0	0%
To defend another officer		0	0%
To effect a Baker Act		0	0%
To prevent a violent crime		0	0%
Use on Animal		0	0%
<b>INDOOR / OUTDOOR (27 Total Entries) ⓘ</b>		<b>#</b>	<b>%</b>
Outdoor	<div></div>	19	70%
Indoor	<div></div>	8	30%
<b>WEATHER CONDITIONS (28 Total Entries) ⓘ</b>		<b>#</b>	<b>%</b>
Fog	<div></div>	4	14%
Cloudy	<div></div>	3	11%
Clear	<div></div>	19	68%
Warm	<div></div>	1	4%
Cold	<div></div>	1	4%
Hot		0	0%
Other		0	0%
Rain		0	0%
Snow		0	0%

# OFFICER INFO - 13 CASES / 27 TOTAL INCIDENTS

## SEX (27 Total Entries) ⓘ

		#	%
Male		25	93%
Female		2	7%

## RACE (27 Total Entries) ⓘ

		#	%
White		23	85%
Hispanic Latino Or Spanish Origin		1	4%
Pacific Islander		1	4%
African American		2	7%
American Indian		0	0%
Asian		0	0%
Other		0	0%

# SUBJECT INFO - 13 CASES / 27 TOTAL INCIDENTS

## SEX (13 Total Entries) ⓘ

		#	%
Male		11	85%
Female		2	15%

## RACE (13 Total Entries) ⓘ

		#	%
White/Caucasian		8	62%
Black/African American		4	31%
Hispanic, Latino or Spanish Origin		1	8%


## SUBJECT BUILD (13 Total Entries) ⓘ

		#	%
N/A		5	38%
Thin		5	38%
Medium		1	8%
Muscular		2	15%
Heavy		0	0%







# FORCE USED - 13 CASES / 27 TOTAL INCIDENTS

## TYPE OF FORCE (43 Total Entries) ⓘ

		#	%
Verbal Commands		13	30%
Physical Control/Restraint Techniques		22	51%
Conducted Energy Weapon (Cartridge Deployed)		6	14%
Conducted Energy Weapon (Red Dot Compliance)		1	2%

Strikes		1	2%
Baton		0	0%
Chemical Munition (Other than OC Spray)		0	0%
Conducted Energy Weapon (ARC Warning)		0	0%
Conducted Energy Weapon (Drive Stun)		0	0%
Firearm		0	0%
Impact Munition (40MM/Shotgun)		0	0%
K9		0	0%
OC Spray		0	0%
Total Appendage Restraint		0	0%

## INJURIES - 13 CASES / 27 TOTAL INCIDENTS

WAS OFFICER INJURED (27 Total Entries) ⓘ		#	%
No		27	100%
Yes		0	0%
WAS SUBJECT INJURED (27 Total Entries) ⓘ		#	%
No		17	63%
Yes		10	37%
MEDICAL TREATMENT (27 Total Entries) ⓘ		#	%
No		15	56%
Yes		11	41%
Refused		1	4%
WAS VICTIM INJURED (25 Total Entries) ⓘ		#	%
No		20	80%
Yes		5	20%

## RESOLUTION - 13 CASES / 27 TOTAL INCIDENTS

RESOLUTION TYPE (27 Total Entries) ⓘ		#	%
Justified		24	89%
Further Inquiry Required		3	11%
Not-Justified		0	0%
ACTION TAKEN (27 Total Entries) ⓘ		#	%
No Action Needed		24	89%
Supervisory Inquiry		3	11%

Internal Affairs Investigation

0

0%

Policy Review

0

0%

Training Required

0

0%

Powered by:

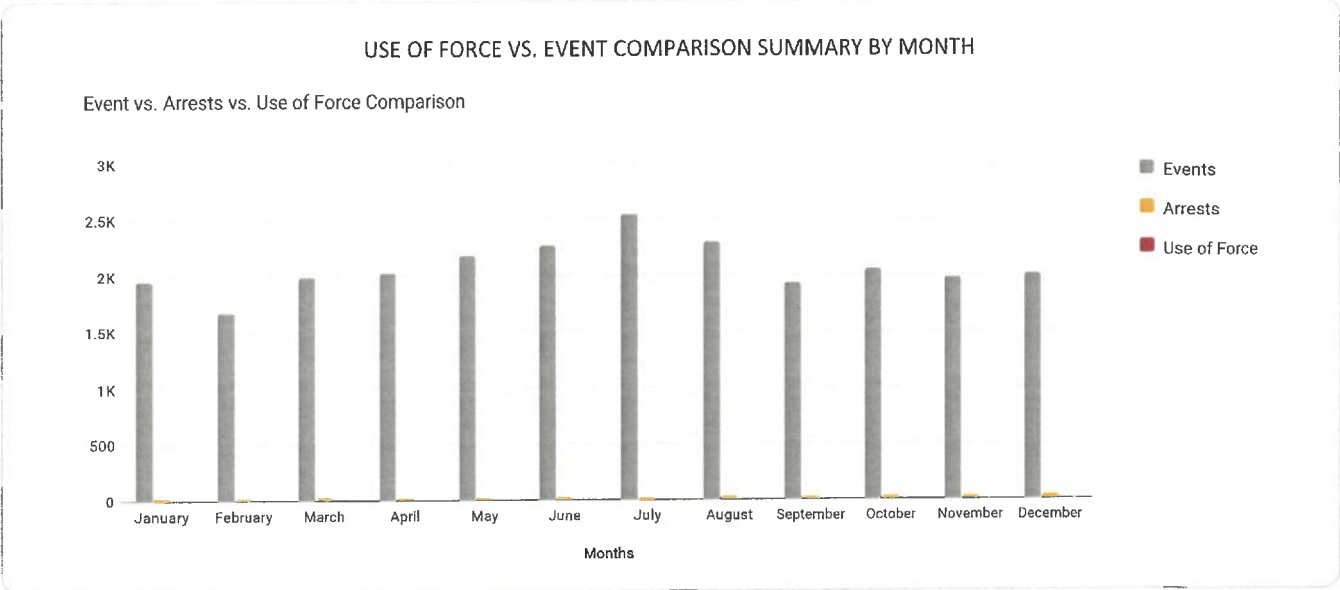






Atlantic Beach Police Department

USE OF FORCE VS. EVENT COMPARISON (RESULT FOR YEAR 2024)



2024 Events vs. Use Of Force

Total Events:	24937	0.05%
Use of Force Incidents:	13	

MONTHS	TOTAL EVENTS	USE OF FORCE	%
January	1956	0	0.00%
February	1679	0	0.00%
March	1993	3	0.15%
April	2028	0	0.00%
May	2182	1	0.05%
June	2271	2	0.09%
July	2549	0	0.00%
August	2300	0	0.00%
September	1933	1	0.05%
October	2055	1	0.05%
November	1981	3	0.15%
December	2010	2	0.10%

2024 Arrests vs. Use Of Force

Total Arrests:	351	3.70%
Use of Force Incidents:	13	

MONTHS	TOTAL ARRESTS	USE OF FORCE	%
January	20	0	0.00%
February	23	0	0.00%
March	32	3	9.38%
April	29	0	0.00%
May	27	1	3.70%
June	32	2	6.25%
July	21	0	0.00%
August	35	0	0.00%
September	27	1	3.70%
October	34	1	2.94%
November	31	3	9.68%
December	40	2	5.00%

